

Community Health Assessment Update (CHA)

Mickey Ganschow- Public Health Educator Buffalo County

Where are we at?

- ▶ Community Health Assessment took place (will be available publicly soon)
- ▶ Small Stakeholder meeting in February
- ▶ Narrowed down top priorities

Where are we going?

- ▶ Pick a priority
- ▶ Mental Health Goal and Objectives:
 - ▶ 1) By January 2020, knowledge and awareness of mental health will be enhanced among Buffalo County residents, and stigma surrounding mental health will be reduced.
 - ▶ a) By December 31st, 2019, 50% of the school districts within the county will have a policy requiring Question Persuade Refer (QPR) training among all staff.
 - ▶ b) By December 31st, 2019, Buffalo County Health and Human Services staff and community partners will facilitate three presentations each year on mental health in Buffalo County.
 - ▶ c) By December 31st, 2019, Buffalo County Health and Human Services staff and community partners will meet annually with law enforcement about mental health and available services.
 - ▶ d) By December 31st, 2019, Buffalo County Health and Human Services staff and community partners will conduct three outreach initiatives to provide information about mental health services accessible to Buffalo County residents

Future Meetings

- ▶ October-Set goals for our priority
- ▶ Split into work groups
- ▶ November- set objectives to reach our goals and assign action steps and due dates
- ▶ December- look at the finished plan
- ▶ Meet 1-2 times a year until 2025

Stakeholder Meeting Priorities

Mental Health - treatment and resources

Illegal drug use/substance abuse

Emergency Response - volunteer fire and EMS

Poverty & Hunger

Healthcare Access

Alcohol Impaired Driving

Transportation

Safe Affordable Housing

Potential CHIP Priorities for 2021-2025

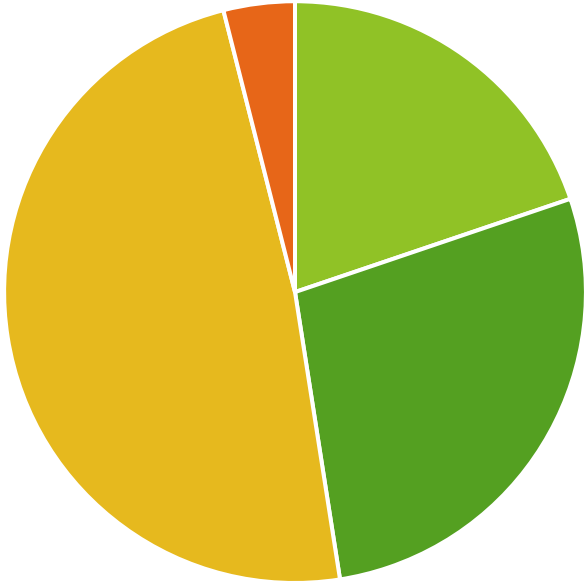
Top Vote Getters	Votes
Mental health treatment + Resources	11
Illegal drug use/Substance Abuse	5
Poverty & Hunger - esp. childhood poverty & hunger	4
Healthcare Access	2
Alcohol impaired driving	2

Mental Health

Community Insight on Mental Health

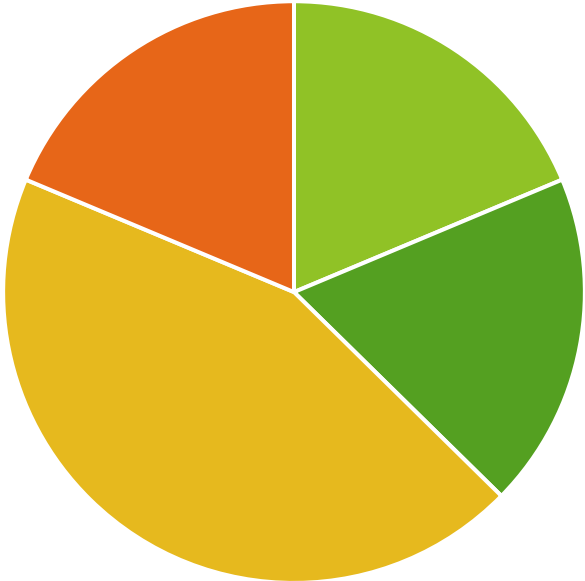
Concerns about Mental Health

RHS- Random Household Survey



- Not Concerned
- A little Concerned
- Moderately or Very Concerned
- No Opinion

CS- Community Survey



- Not Concerned
- A little Concerned
- Moderately or Very Concerned
- No Opinion

Mental Health Access & Treatment

Patient to provider ratio

- ▶ Buffalo County Patient to Provider Ratio(2020) 13,030:1
- ▶ State of Wisconsin Patient to Provider Ratio (2020) 470:1

2017 Estimated Mental Health Treatment Gap

- ▶ 69% of adults (age 18+) with a mental illness went unserved.
- ▶ 52% of youth (0-17) with a mental illness went unserved.
- ▶ 67.95% of Buffalo County Residents with a mental illness went unserved.

Mental Health cont.

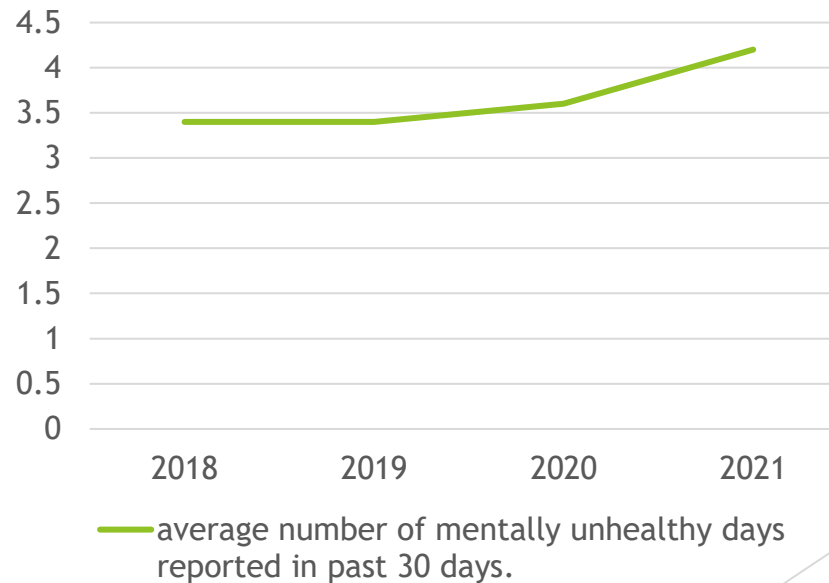
- ▶ 32 Self-Inflicted Injuries resulting in hospitalization in 2020

<https://www.countyhealthrankings.org/app/wisconsin/2020/rankings/buffalo/county/outcomes/overall/snapshot>

- ▶ In 2018, 2019, & 2020 11% of adults in Buffalo County reported “frequent mental distress”

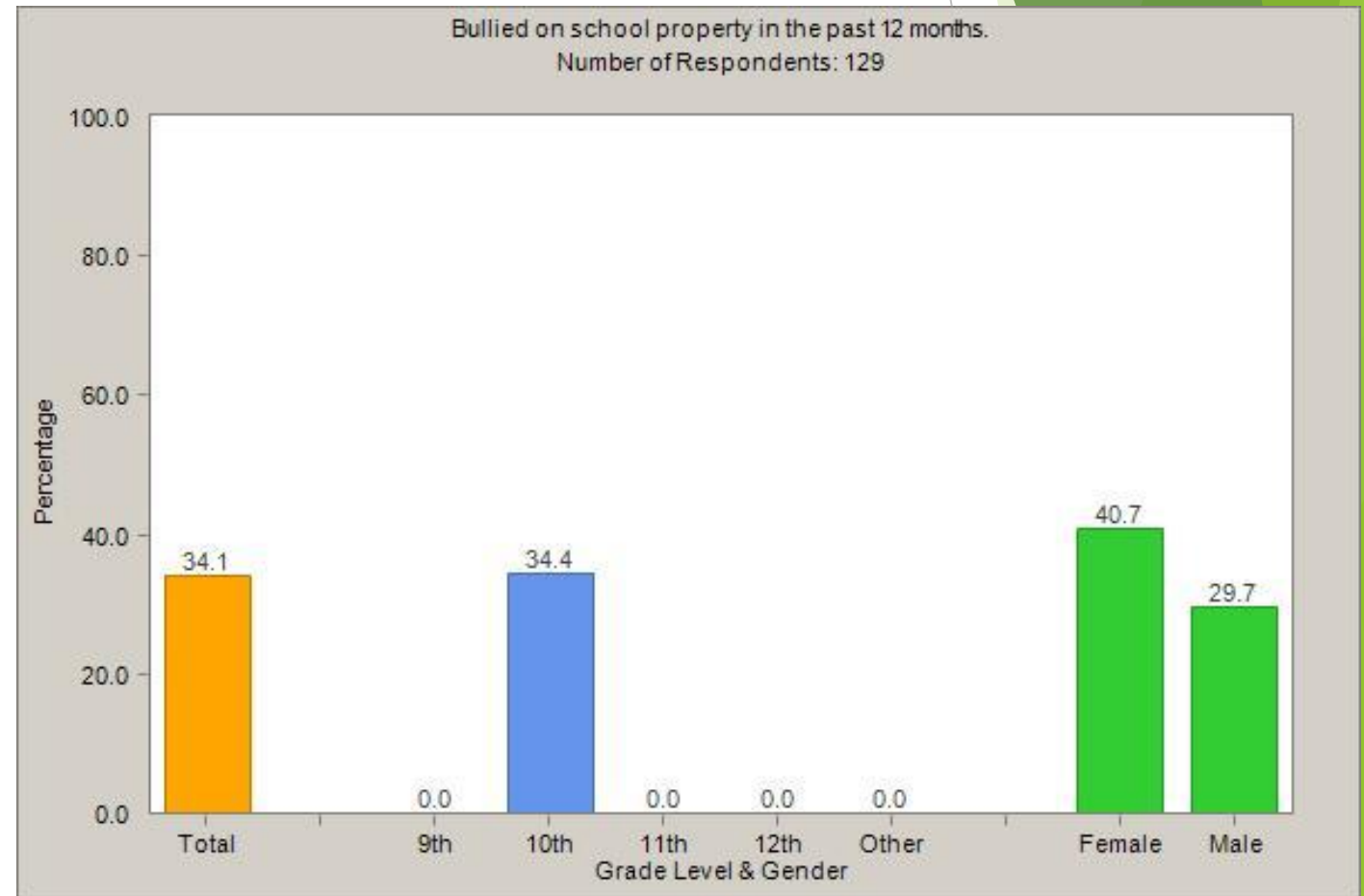
- ▶ Frequent Mental Distress is the percentage of adults who reported 14 or more days in response to the question, "Now, thinking about your mental health, which includes stress, depression, and problems with emotions, for how many days during the past 30 days was your mental health not good?"

average number of mentally unhealthy days reported in past 30 days.



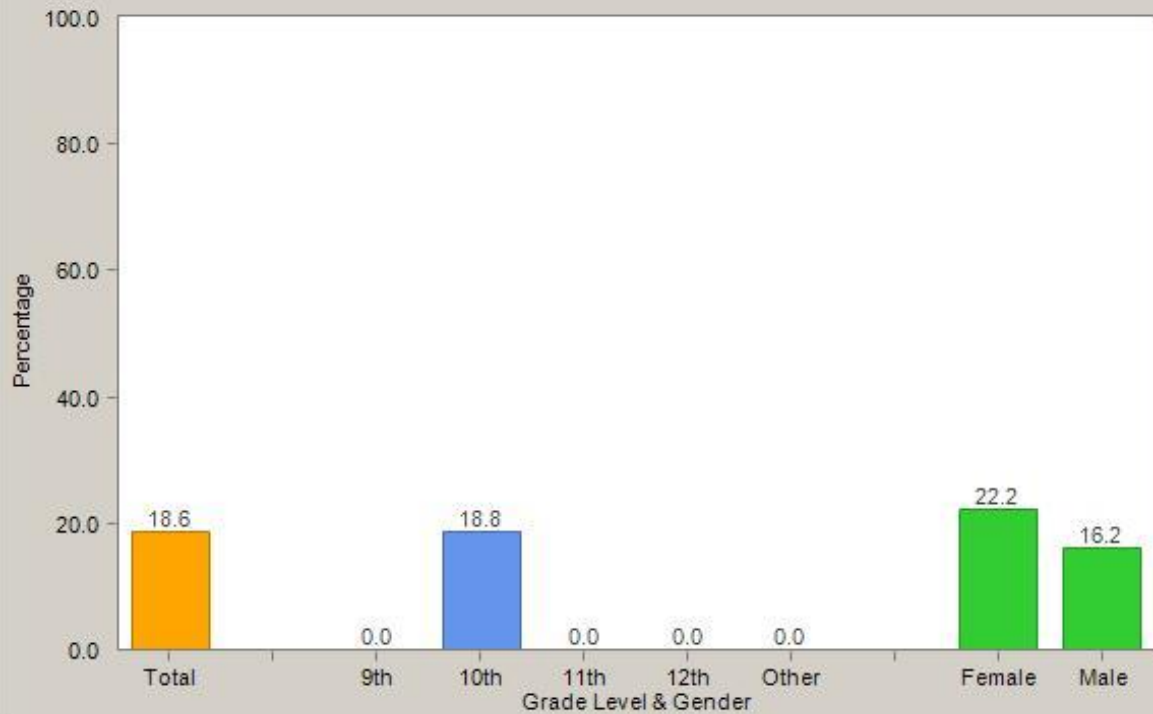
Concerns about issues related to community life-Mental Health

- ▶ Substantial numbers of Buffalo County respondents expressed concern about racism, school bullying, cyber bullying, and discrimination.
- ▶ Most survey respondents from Buffalo County indicated they were moderately or very concerned about mental health and mental health stigma.

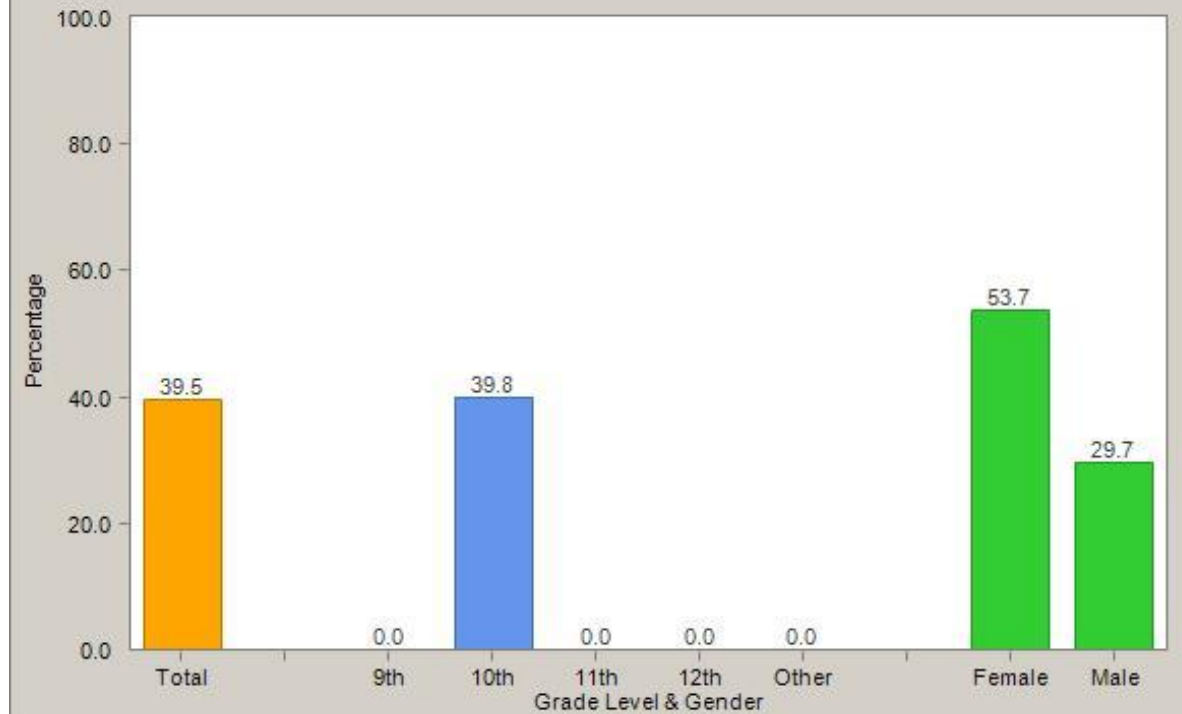


Mental Health and Youth

Percentage of students that have been electronically bullied.
Number of Respondents: 129



Percentage of students who agree that harassment and bullying is a problem at their school.
Number of Respondents: 129



January 2021

Nearly 40% of Buffalo County adults reported one or more symptoms of depression over the course of 4 or more days

Trouble sleeping

Feeling tired, little energy

Little interest in doing things

Feeling down

Poor appetite or overeating

Trouble concentrating



87%
of youth

93%
of adults

have a supportive, trusted adult to talk to about their mental health

Reported in 2 week period of January 2021

Students indicated at least one warning sign of anxiety or depression

Students reported feeling down, depressed or hopeless 4+ days

Students reported feeling anxious, worried, or irritable several days

Students thought of hurting themselves multiple days before the survey

Adults indicated at least one warning sign of anxiety or depression

Adults reported feeling down, depressed or hopeless 4+ days

Adults reported feeling anxious, worried or irritable several days

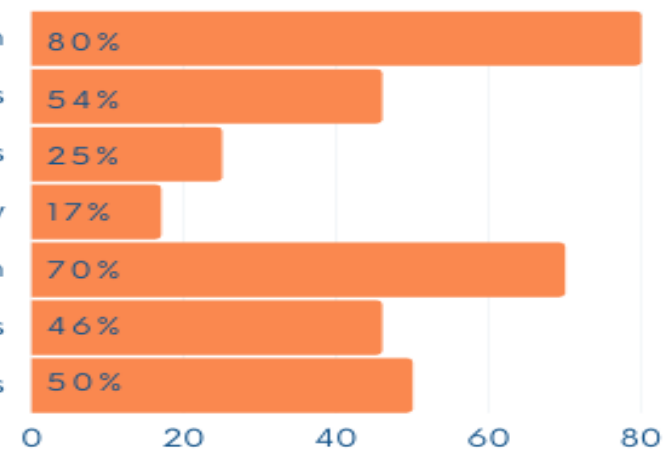
8 out of 10



- Moving slowly
- Thoughts of hurting self
- Trouble sleeping
- Little interest in doing things
- Feeling down
- Having little energy
- Poor eating or overeating
- Feeling bad about self
- Trouble concentrating
- Fidgety or restless

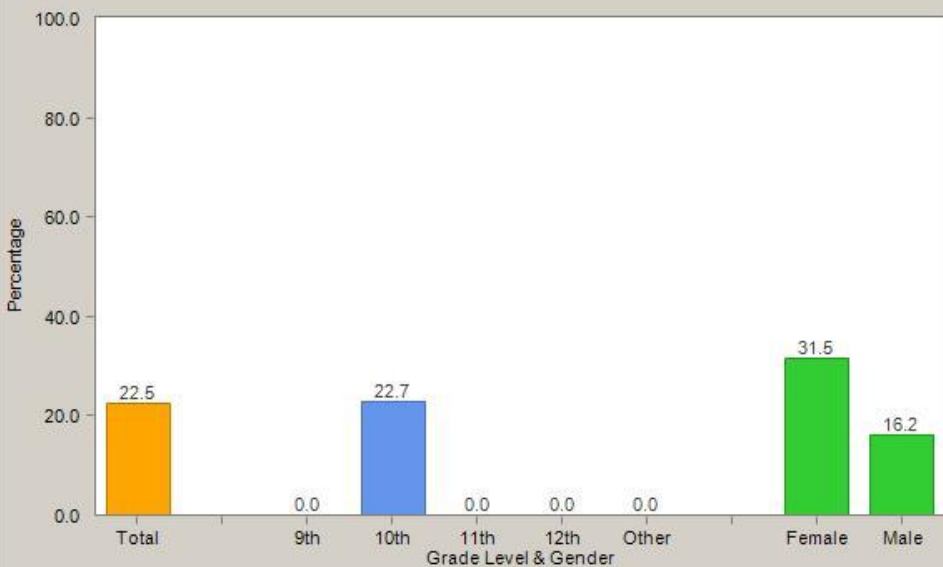
1/2

More than half of the Buffalo County students surveyed self-reported symptoms over the course of 4 or more days in January 2021 for eight of the ten indicators of depression

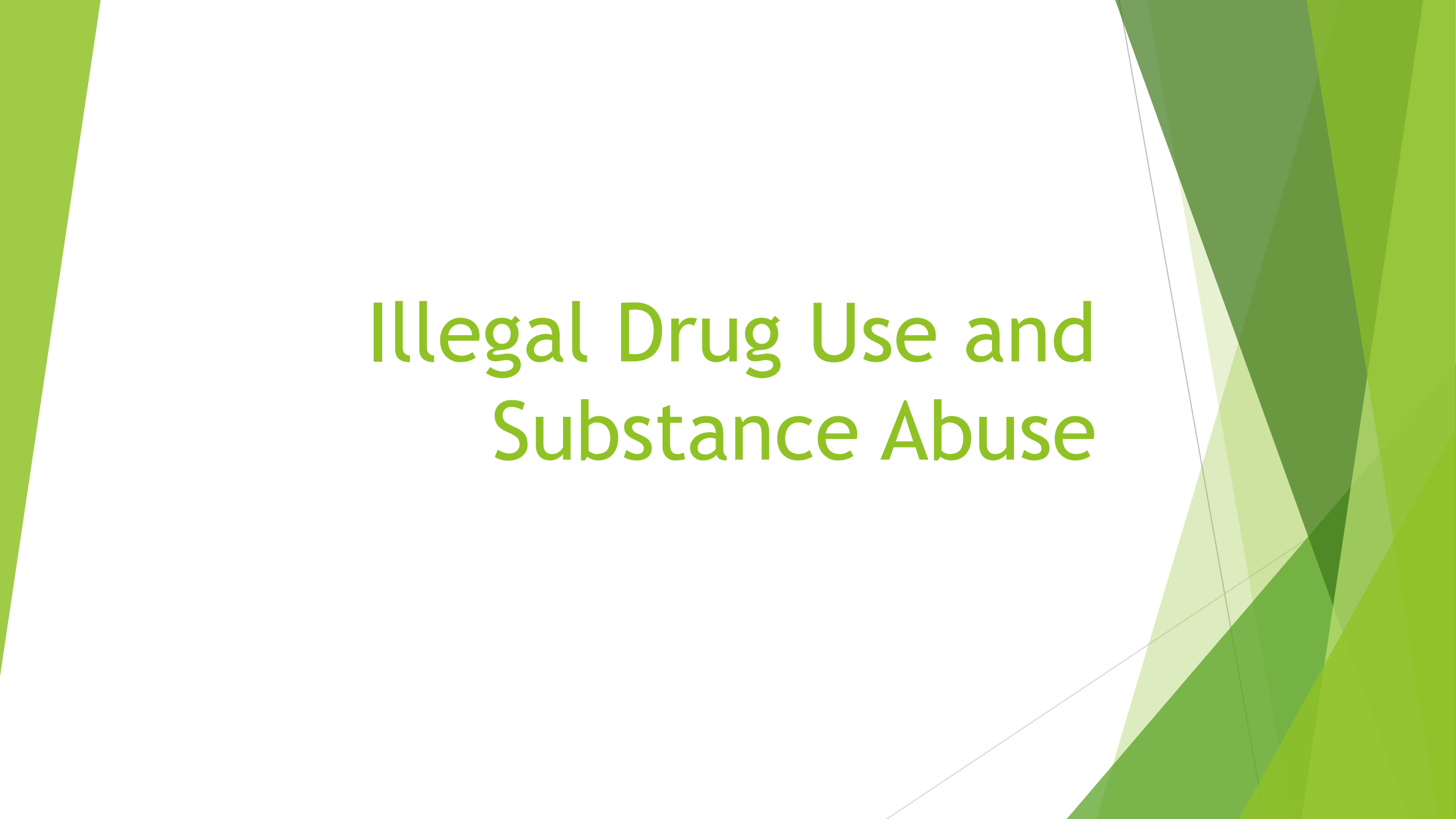


Mental Health and Youth

Percentage of students who did something to purposely hurt themselves without wanting to die, such as cutting or burning themselves on purpose during the past 12 months.
Number of Respondents: 129



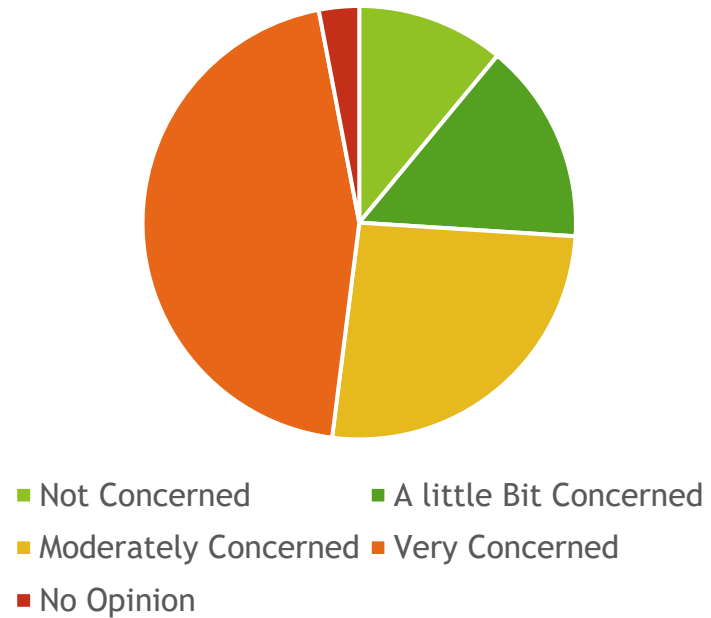
- ▶ 27.3% felt hopeless almost every day for 2 weeks in a row.
- ▶ 19.5% seriously considered suicide in the last 12 months.
- ▶ 11.7% made a plan for how they would attempt suicide in the past 12 months.
- ▶ 10.2% did attempt suicide in the past 12 months.

The background features abstract, overlapping geometric shapes in various shades of green, ranging from light lime to dark forest green. These shapes are primarily located on the left and right sides of the frame, creating a modern, layered effect. The central area is a plain white space where the text is located.

Illegal Drug Use and Substance Abuse

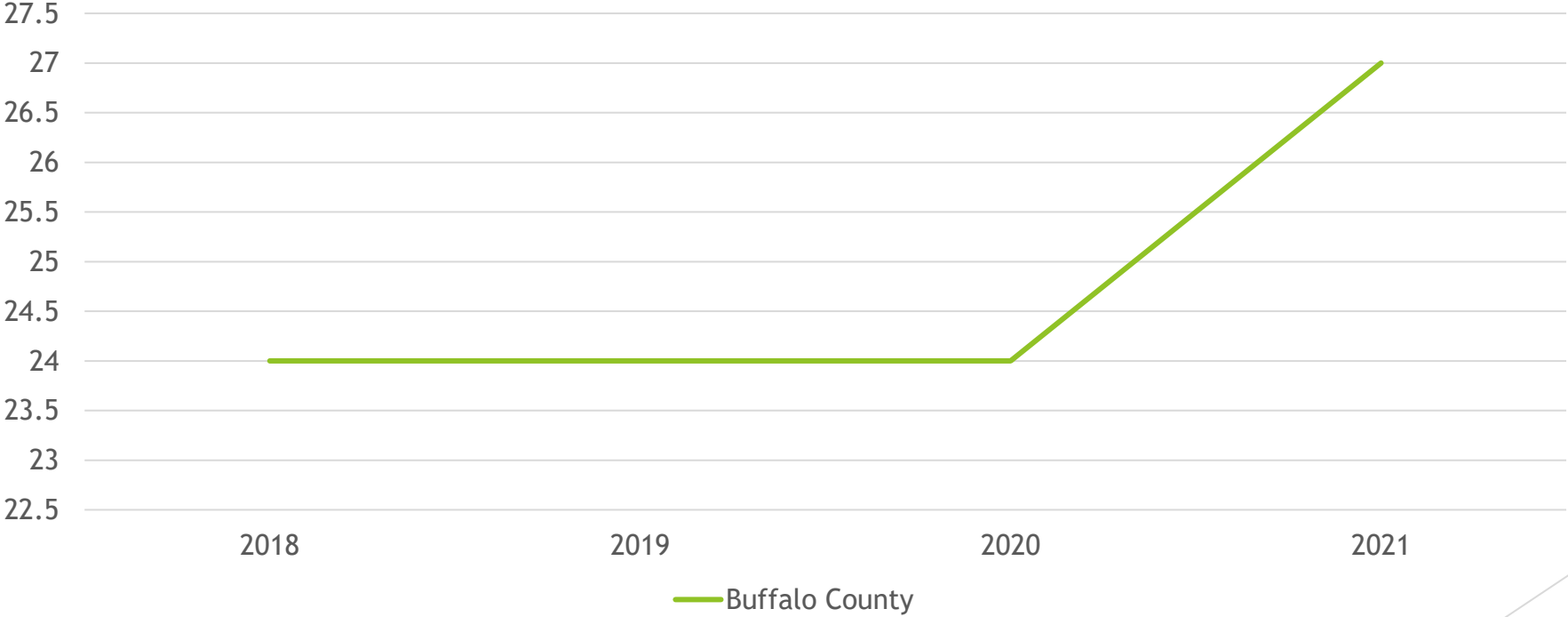
Concerns about Illegal Drug Use

Concerns about Illegal Drug Use in Buffalo County

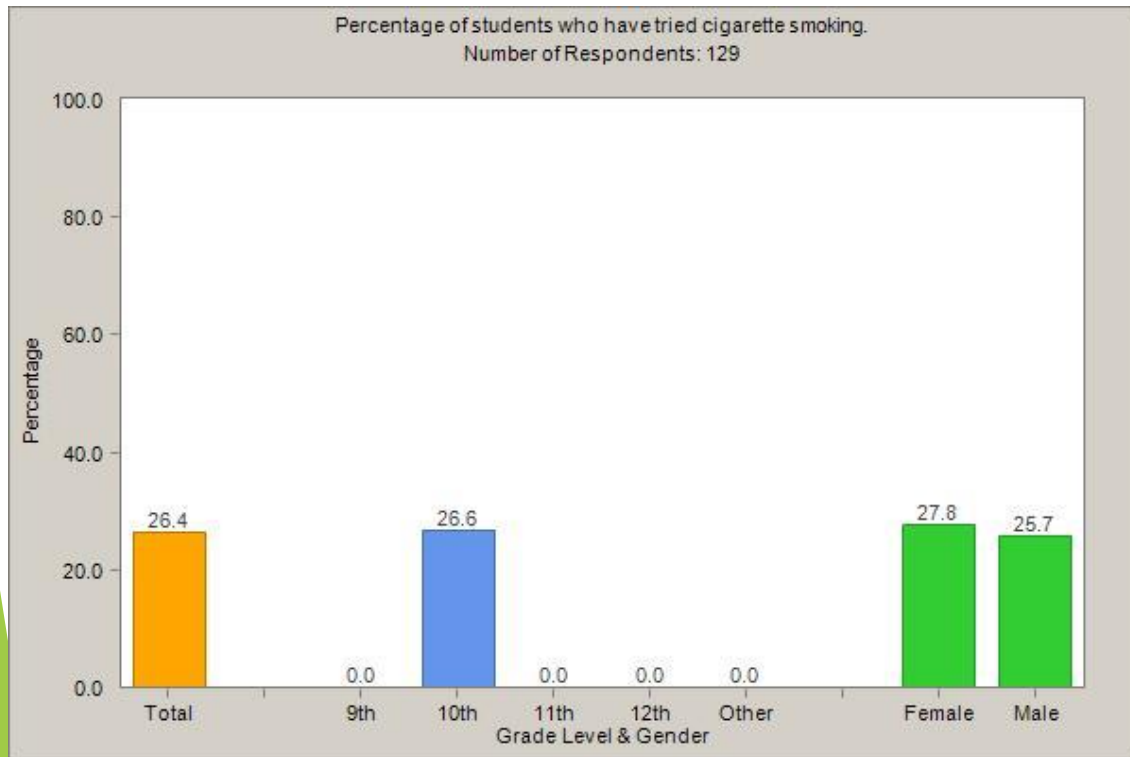


Excessive Drinking

Percentage of adults reporting Binge or Heavy Drinking

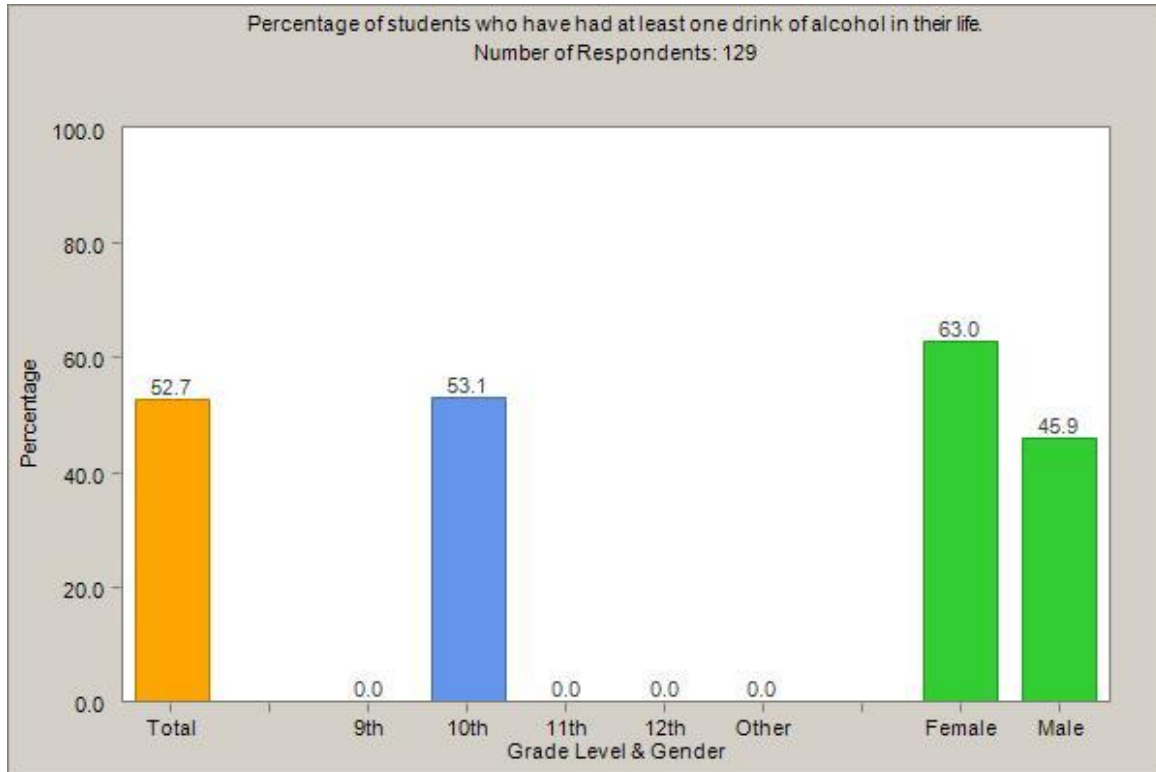


Youth and substance abuse



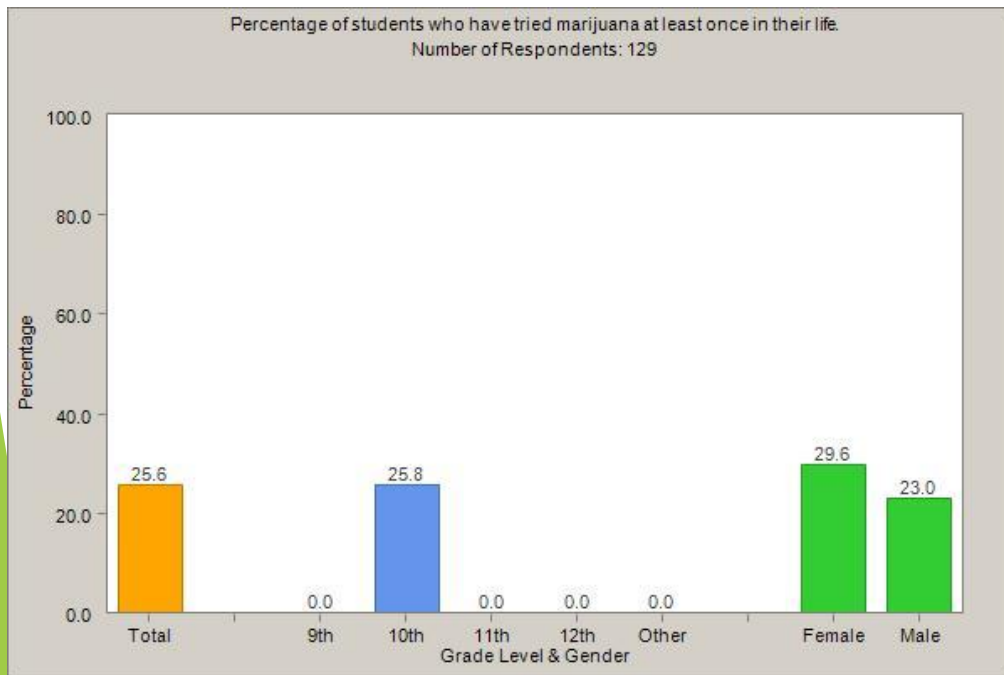
- ▶ 12.4% tried smoking before age 13
- ▶ 10.9% had smoked in the last 30 days
- ▶ 17.8% had tried vaping in the last 30 days
- ▶ 10.1% had tried chewing tobacco, snuff, dip, snus, or dissolvable tobacco in the past 30 days
- ▶ 5.4% had tried cigars, cigarillos, or little cigars in the past 30 days

Youth and substance abuse



- ▶ 17.8% drank alcohol (other than a few sips) before age 13
- ▶ 29.7% drank alcohol within the last 30 days.
- ▶ 14.8% had 5 or more drinks of alcohol in a row (binge drinking) in the past 30 days

Youth and substance abuse



- ▶ 5.5% tried marijuana for the first time before the age of 13
- ▶ 15.6% tried marijuana in the past 30 days
- ▶ 6.3% had used a form of cocaine
- ▶ 7.8% had sniffed glue, breathed in aerosol contents, or inhaled paints and sprays to get high.
- ▶ 5.5% have taken prescription pain medicine without a prescription or differently than how a doctor told them to use it.
- ▶ 8.6% have been offered, sold, or given an illegal drug on school property.

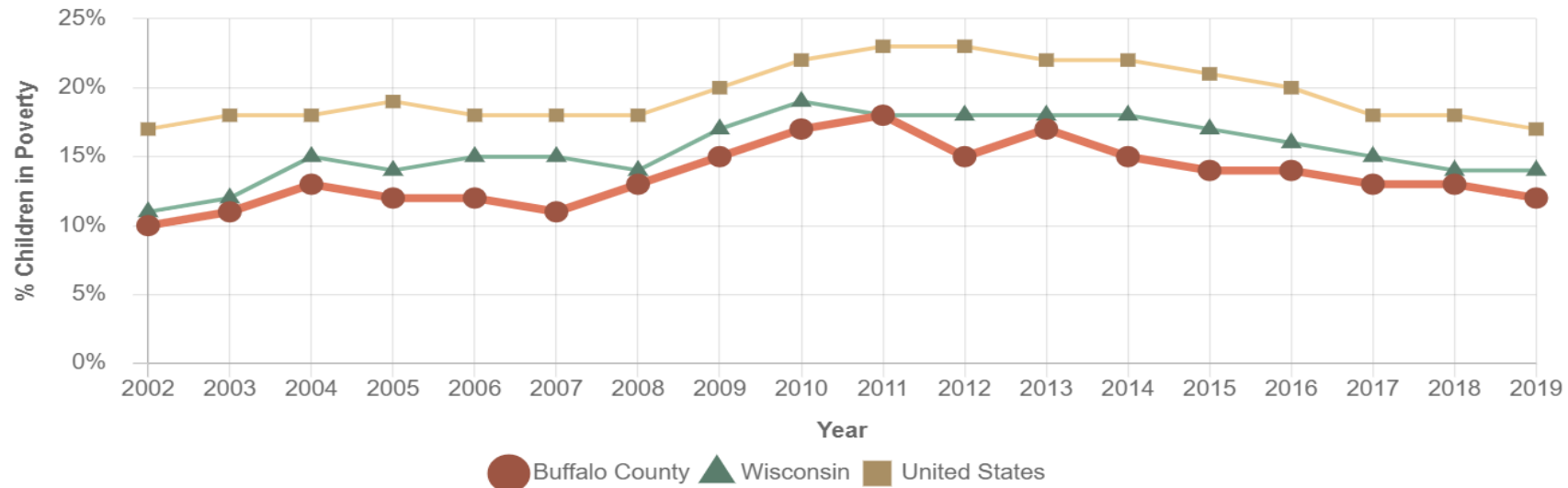
Poverty and Hunger

Children and Youth

Children In Poverty

Children in poverty in Buffalo County, WI County, State and National Trends

No significant trend was found in Buffalo County for this measure.

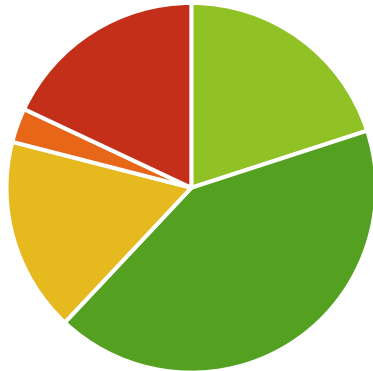


Notes:
Prior to 2005, children in poverty was based on the Current Population Survey; beginning in 2005, it was based on the American Community Survey.

Efforts to reduce poverty in your community

Random Household Survey

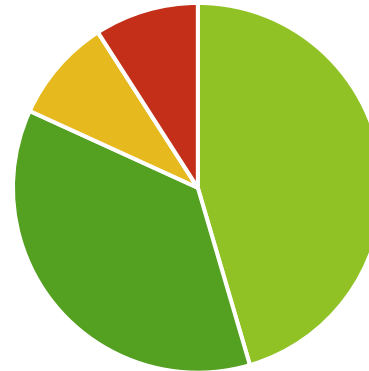
Ratings of Community Supports for Economic Stability in Buffalo County



■ Poor ■ Fair ■ Good ■ Excellent ■ No Opinion

Convenience Survey

Ratings of Community Supports for Economic Stability in Buffalo County



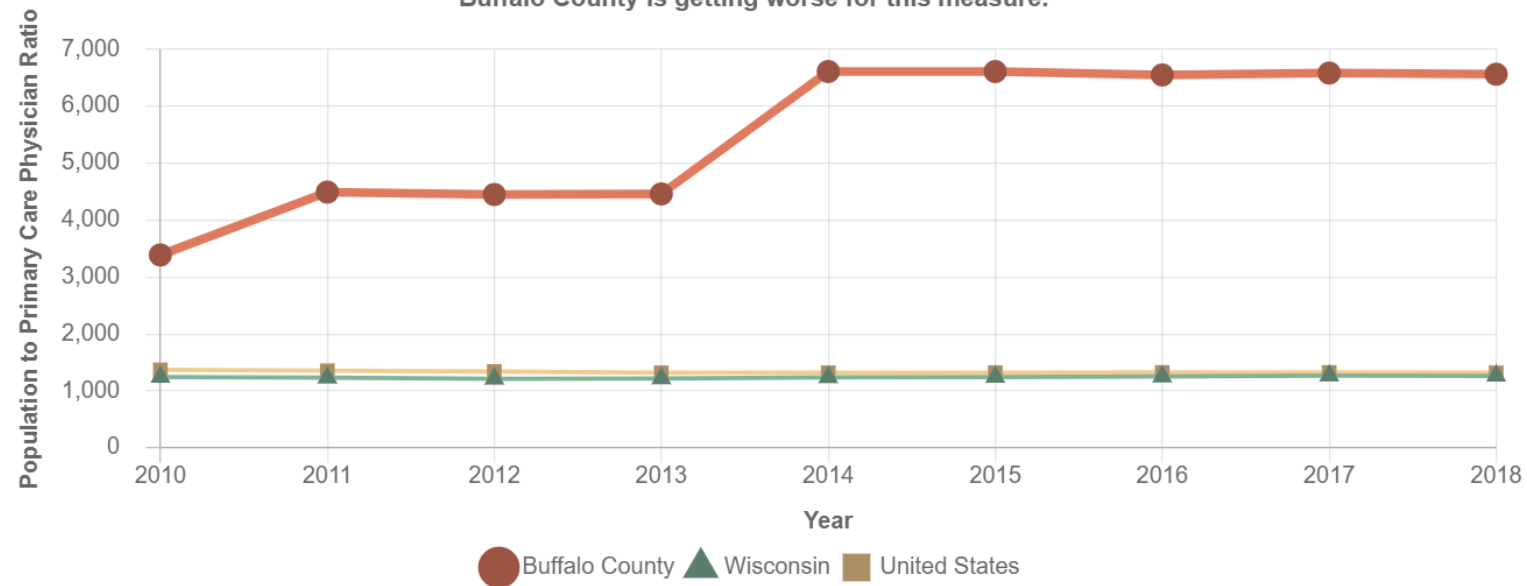
■ Poor ■ Fair ■ Good ■ Excellent ■ No Opinion

Healthcare Access

Primary Care

Primary care physicians in Buffalo County, WI County, State and National Trends

Buffalo County is getting worse for this measure.

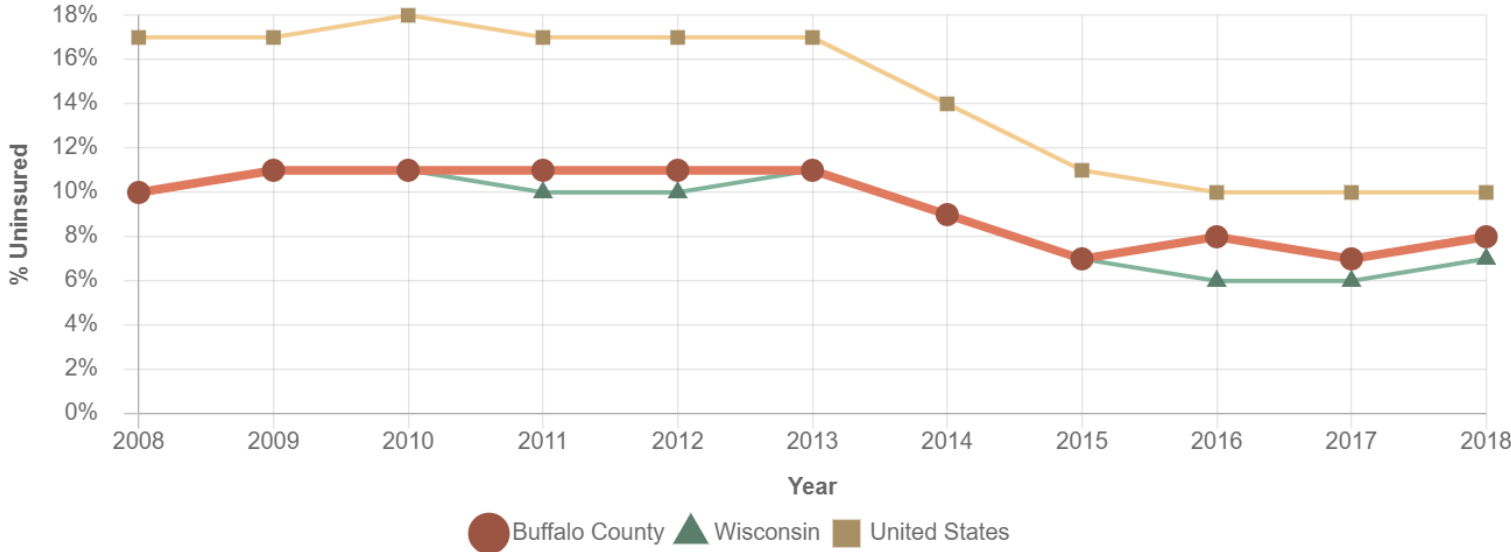


Notes:
The data in this table reflect the average population served by a single primary care physician.

Healthcare Access

Uninsured in Buffalo County, WI County, State and National Trends

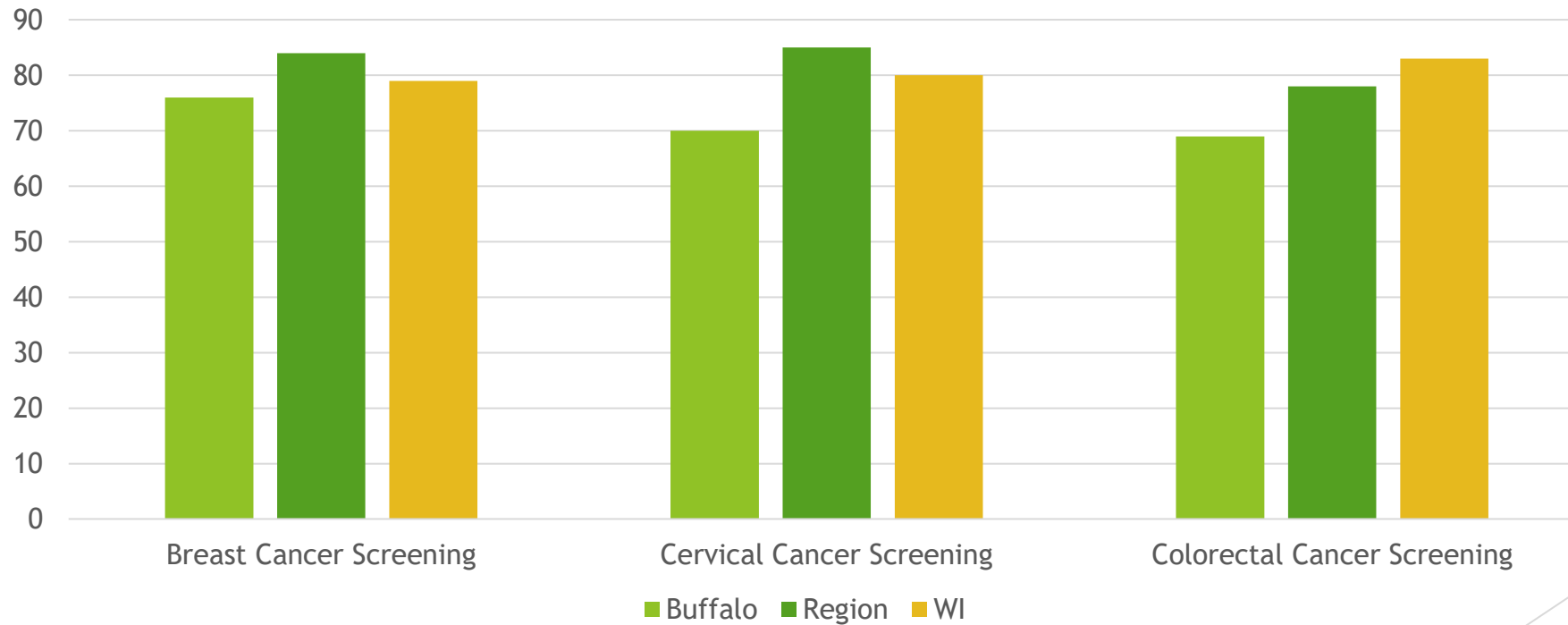
Although Buffalo County is getting better for this measure, please note state and national trends.



Click on the circle, triangle or square above to show corresponding data points on the county, state and national level.

Cancer Screening Rates

2018 Cancer Screening Rates



Alcohol Impaired Driving

Alcohol Impaired Driving

Alcohol-impaired driving deaths in Buffalo County, WI
County, State and National Trends

No significant trend was found in Buffalo County for this measure.

