



## Buffalo County Measures Related to COVID-19 Spread and Preparedness


### Why do we need these metrics?


These metrics represent some of the public health data we are tracking related to what the occurrence of disease is in Buffalo County. It also identifies the capacity of our local public health department to contact positive cases, so those individuals know to stay home and reduce the spread by doing so.


### What does Public Health recommend?

Wash your hands, stay home if you're sick, wear a face covering in public, avoid gathering with those outside your household, and keeping at least 6 feet of distance from others.

| Metric status updated each Friday. Data reported from 04/21/21-05/04/21 |                 |   |  |                   |
|---|-----------------|---|--|-------------------|
|   | Category        | Measure   | Threshold  | Status (05/07/21) |
| Disease Occurrence  | Cases           | Average Daily Case Rate 14-day period per 100,000   | Green: 1-10<br>Yellow: <10-25<br>Red: 25+  | 5.4               |
| Public Health Response  | Case Contact    | Cases contacted within 24 hours of positive test results reported to public health in most recent 14 day period | Green: 100% of contacts reached within 24 hours of test results.<br>Yellow: 75<100% of contacts reached within 24 hours of test result<br>Red: <75% of contacts reached within 24 hours of test result | 80%               |
|   | Contact Tracing | 85% of contacts reached within 24 hours of case interview in most recent 14-day period                          | Green: 85% or more of contacts reached within 24 hours of case interview<br>Yellow: 85% or more of contacts reached within 48 hours of case interview<br>Red: <85% of contacts reached within 48       | 100%              |

 Good! Continue safe practices.

 Proceed with caution.

 Metric is concerning.



Buffalo County Health Department  
*Prevent. Promote. Protect.*

Cases by County & Census Tract:

<https://www.dhs.wisconsin.gov/covid-19/cases-map.htm>

COVID-19 Activity Level By Region & County:

<https://www.dhs.wisconsin.gov/covid-19/local.htm?fbclid=IwAR1WV-1H8JMg-u7N5k51IQ-gvzCQfrMnNdTfoI518gTPVUroGTYraQ-khrl>