



Buffalo County Measures Related to COVID-19 Spread and Preparedness


Why do we need these metrics?


These metrics represent some of the public health data we are tracking related to what the occurrence of disease is in Buffalo County. It also identifies the capacity of our local public health department to contact positive cases, so those individuals know to stay home and reduce the spread by doing so.


What does Public Health recommend?

Wash your hands, stay home if you're sick, wear a face covering in public, avoid gathering with those outside your household, and keeping at least 6 feet of distance from others.

Metric status updated each Friday. Data reported from 04/14/2021-04/27/2021.				
	Category	Measure	Threshold	Status (04/30/2021)
Disease Occurrence	Cases	Average Daily Case Rate 14-day period per 100,000	Green: 1-10 Yellow: <10-25 Red: 25+	8.2
Public Health Response	Case Contact	Cases reached within 24 hours of positive test results reported to public health in most recent 14 day period	Green: 100% of contacts reached within 24 hours of test results. Yellow: 75<100% of contacts reached within 24 hours of test result Red: <75% of contacts reached within 24 hours of test result	81.82%
	Contact Tracing	85% of contacts reached within 24 hours of case interview in most recent 14-day period	Green: 85% or more of contacts reached within 24 hours of case interview Yellow: 85% or more of contacts reached within 48 hours of case interview Red: <85% of contacts reached within 48 hours of case interview	100%

 Good! Continue safe practices.

 Proceed with caution.

 Metric is concerning.



Buffalo County Health Department
Prevent. Promote. Protect.

Cases by County & Census Tract:

<https://www.dhs.wisconsin.gov/covid-19/cases-map.htm>

COVID-19 Activity Level By Region & County:

<https://www.dhs.wisconsin.gov/covid-19/local.htm?fbclid=IwAR1WV-1H8JMg-u7N5k51IQ-gvzCQfrMnNdTfoI518gTPVUroGTYraQ-khrl>